

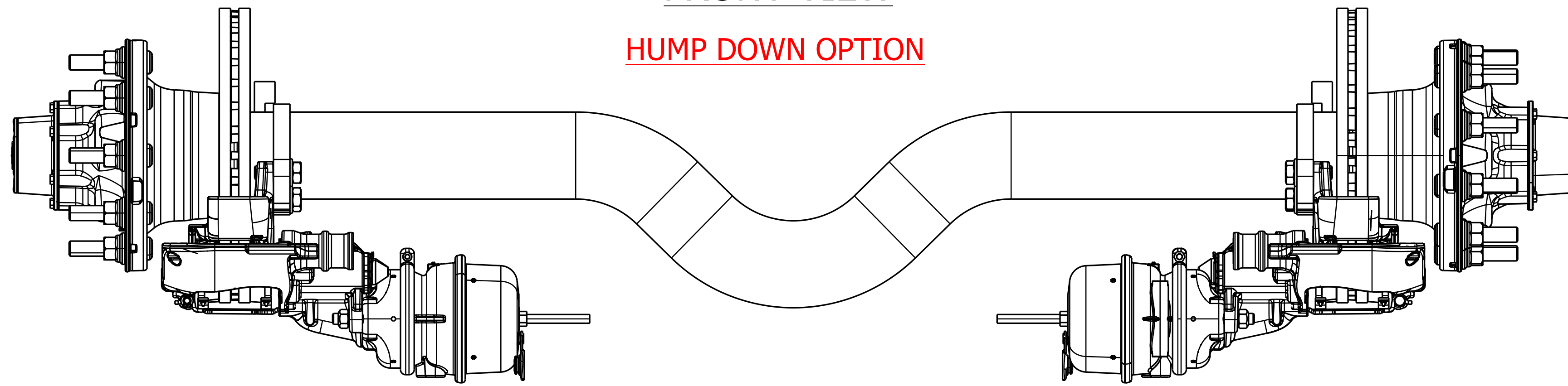
CONFIDENTIAL

This document contains trade secrets or otherwise confidential information owned by MTH Manufacturing Inc..
Access to and use of this information is strictly limited and controlled by MTH Manufacturing Inc..
This document may not be copied, distributed, or otherwise disclosed outside of the Company's facilities
except under appropriate precautions to maintain the confidentiality hereof, and may not be used
in any way not expressly authorized by the Company.

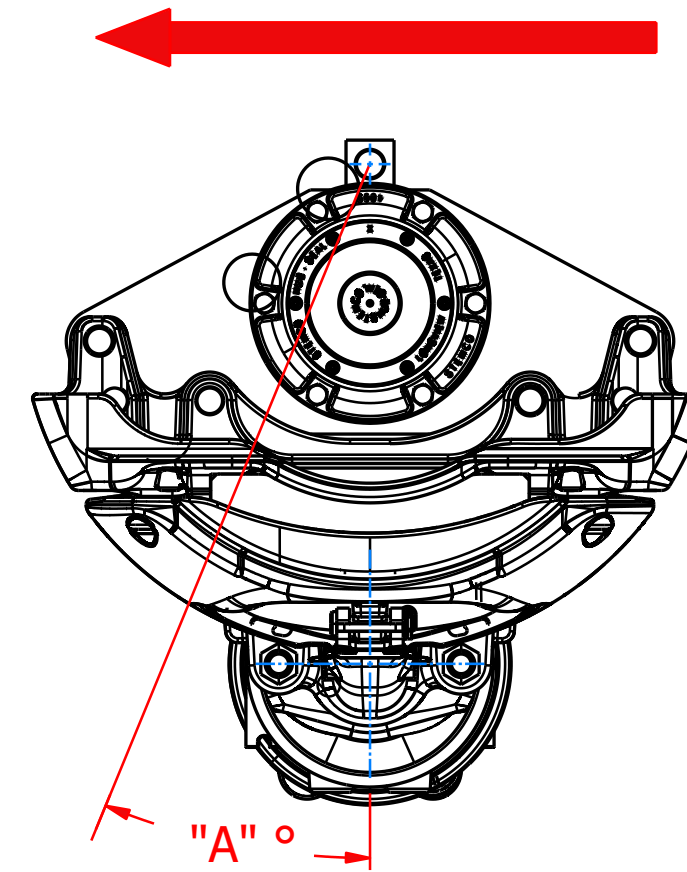
REV		ZONE	DESCRIPTION	DATE	APPROVED
A			RELEASED FOR PRODUCTION	10-07-2021	MAH

FRONT VIEW

HUMP DOWN OPTION



FORWARD



LH SIDE VIEW (HUMP DOWN)

CUSTOMER NAME: _____

DATE: _____

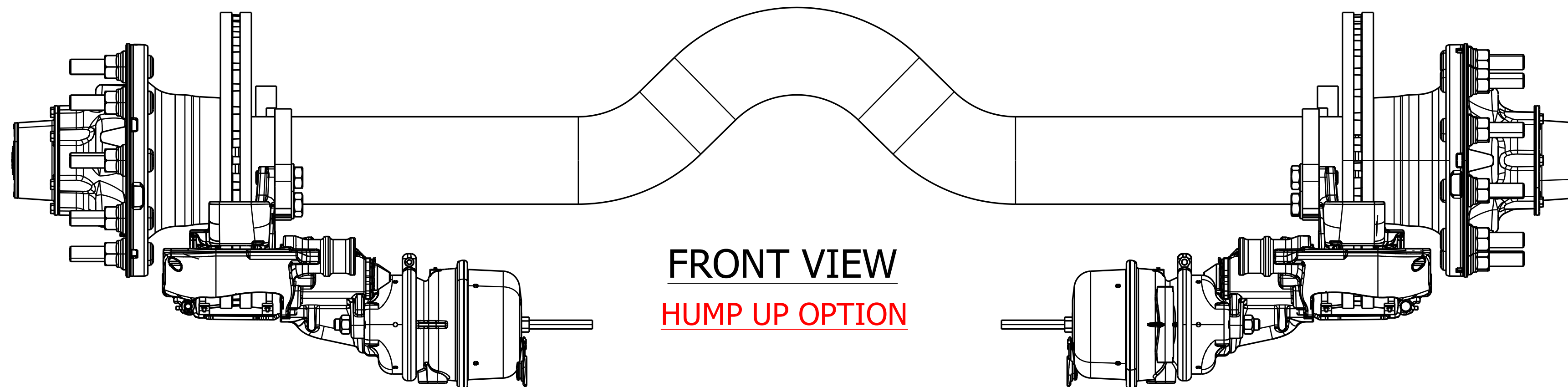
AXLE PART NUMBER: _____

**ANGLE BETWEEN HUMP &
AIR CHAMBER CENTRE "A":** _____
(0 DEGREES SHOWN)

HUMP (UP OR DOWN): _____

FRONT VIEW

HUMP UP OPTION



NOTES:

MATERIAL: SEE COMPONENTS
 OPT. MATERIAL: N/A
 HEAT TREATMENT: N/A

BREAK ALL SHARP EDGES

	DRAWN BDF	DATE 10-06-2021	MTH MANUFACTURING INC.	
	CHECKED MAH	DATE 10-06-2021	BENT TUBE - AIR DISC ASSY FULLY DRESSED	
	UNLESS OTHERWISE SPECIFIED TOLERANCES ARE AS FOLLOWS: X.XX ± 0.76 MM [.03 IN] X.XXX ± 0.254 MM [.010 IN] ANGULAR TOLERANCE ± 1.0° CHAMFER TOLERANCE ± 5° SURFACE FINISH $\sqrt{\text{R}}$		SIZE D	DWG NO. BENT TUBE AIR DISC CONFIG
SCALE		SHEET 1 OF 1		